



MILLER ELEMENTARY SCHOOL
Columbia School District

130 E. Jackson Street
Cement City, Michigan 49233
(517) 592-2157
Geoff Bontrager, Principal

2007-2008
Annual School Report
Meeting: August 27, 2008 5:00 P.M.

Mission Statement

**The Columbia School District, in partnership with the community,
will provide a safe and positive learning environment, which will prepare
ALL students to contribute and compete in a global society.**

Columbia School District Core Beliefs

All students can learn.

Failure is not an option.

All students need a safe and positive learning environment.

The family and community are integral parts of the educational system.

Character education and achievement will promote life-long learning.

**All students can positively impact and contribute to our community and the
global society.**

Profile

School Year: 2007-2008

Grade Span: Preschool-5th

Number of Students:

- Preschool- 48
- Count Day- 361

Attendance Average %: 96%

Student/Teacher Ratio: 361:13

School Organization: Preschool-5th grade, Daycare/Latchkey Services

AYP: School met AYP for the fifth year.
Composite Grade: A

Cultural Diversity:

- American Indian- 1%
- Asian American- 1%
- African American- 1%
- Caucasian- 95%
- Hispanic- 2%

Student Retentions: 1%

At-Risk %: 35%

Free/Reduced Lunch Statistics:

- Free- 24%
- Reduced- 7%
- Combined Free/Reduced- 31%

Employability Skills (character/citizenship):

- Responsible Thinking Center (behavior change)
- Tree of Recognition (character education)
- Bucket Filling Philosophy (school-wide practice)
- Social Skills Education

Media Center contains 14,206 reading selections and two computer labs.

Curriculum

Miller Elementary has met or exceeded the State Board of Education Core Curriculum in all of the following areas:

- Health and Physical Education
- Music Education
- Science Education
 - Science McGraw Hill 2002
- Language Arts Education
 - Treasures: MacMillian/McGraw Hill 2007
- Mathematics
 - Michigan Mathematics: Scott Foresman/Addison Wesley 2005
- World Studies Education (Social Studies)
 - 4th and 5th Michigan Adventures in Time and Place: McGraw Hill 2001
- Technology

Expanded Curriculum

- Accelerated Reader
- Accelerated Math
- Summer School
- Study Island
- Musical Performances
- Field Day
- HIV/AIDS Education
- Puberty/Hygiene Program
- I'm In Charge (Alcohol/Tobacco)
- Expanded Expression Tool
- Summer Math and Library

School Improvement Plan

Science School Improvement Goal

Goal: All students will use a common visual language in order to improve understanding, comprehension, and vocabulary in science.

Progress Status: This goal will be newly implemented for the next academic year.

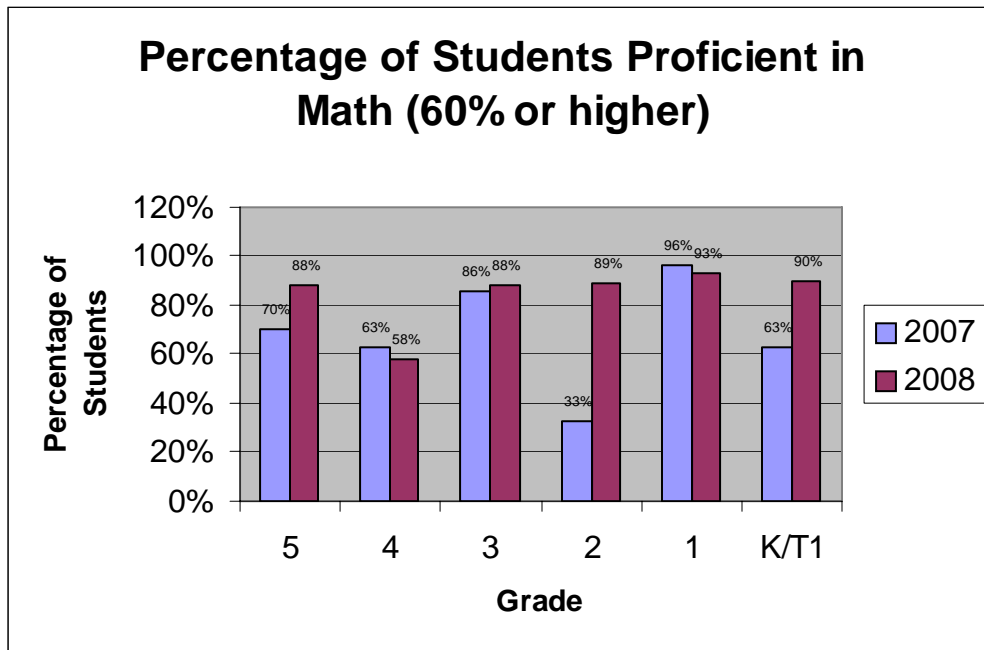
Math School Improvement Goal

Goal: All students will improve their mathematical problem solving skills.

Progress Status: We believe that our initial goal to improve mathematical problem solving has been achieved and we will be presenting a new goal for the next academic year.

Data Display:

CWCA and Local Assessment



The following are the math results for the K– 5th grades at Miller Elementary. This graph presents the results of the post to post-tests for the Jackson Countywide Assessments in grades 2nd – 5th and a local assessment for K- 1st. Second grade displayed the greatest improvement on the Countywide Assessment raising their proficiency from 33% to 89%. Fifth grade revealed an 18% elevation in scores going from 70% to 88% proficient. Third grade demonstrated a slight jump in scores ranging from 86% to 88%, while fourth grade demonstrated a slight drop in scores ranging from 63% to 58% proficient. The local assessment for first and kindergarten/transitional first reveal that kindergarten/transitional first shows an overall increase of 27% with an outset of 63% and advancing to 90% proficient. First grade had a small decrease of 3%, where their scores went from 96% to 93% proficient.

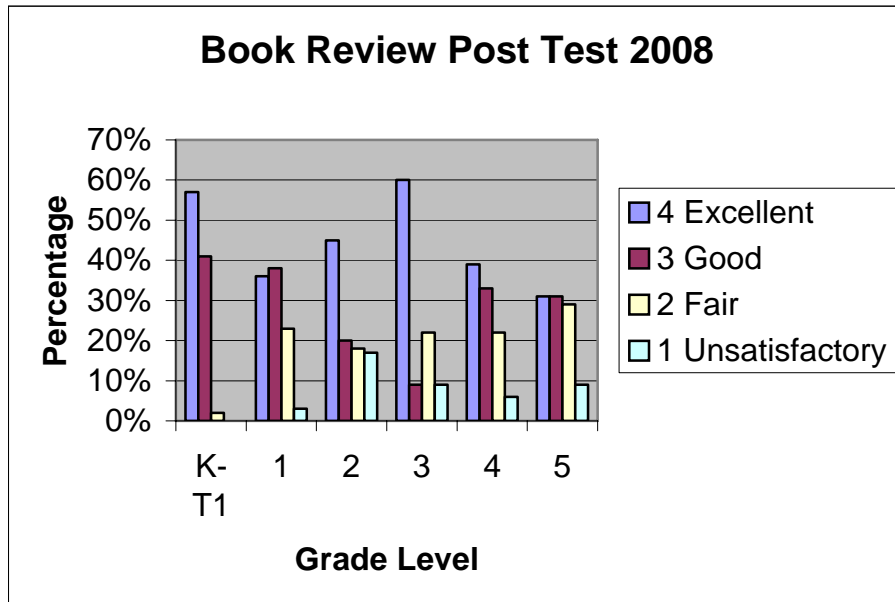
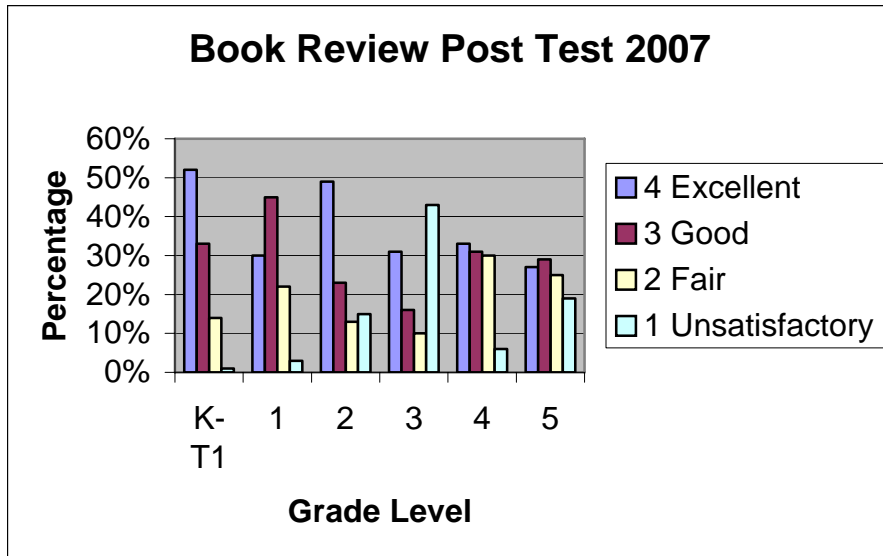
Writing School Improvement Goal

Goal: To increase the percentage of students achieving a level 1 or 2 on the writing portion of the M.E.A.P.

Progress Status: After reviewing the 2007 MEAP data our School Improvement Writing Team decided to continue with a writing goal, however the goal has been revised for the 2008-2009 school year. We are also modifying our assessments. The “Book Review” will be replaced with a “Peer Response to a Student Writing Sample” assessment.

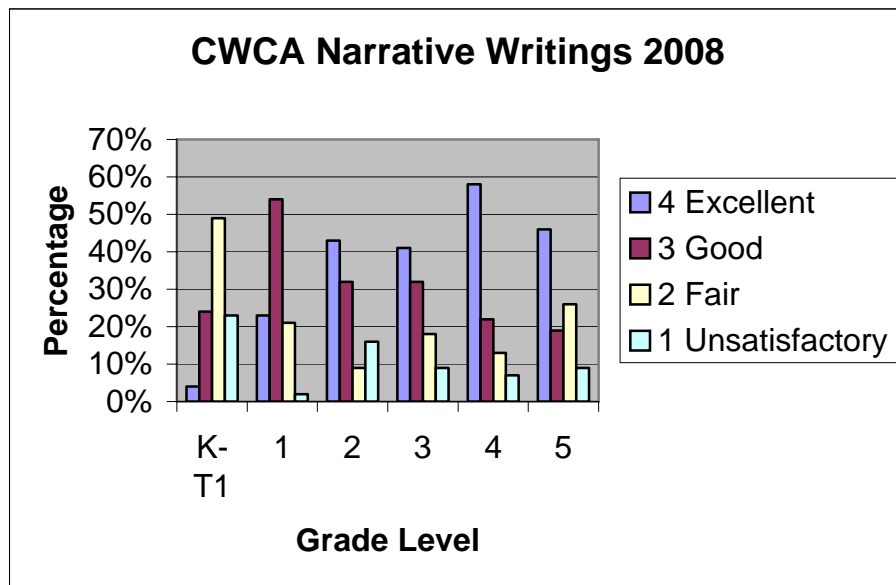
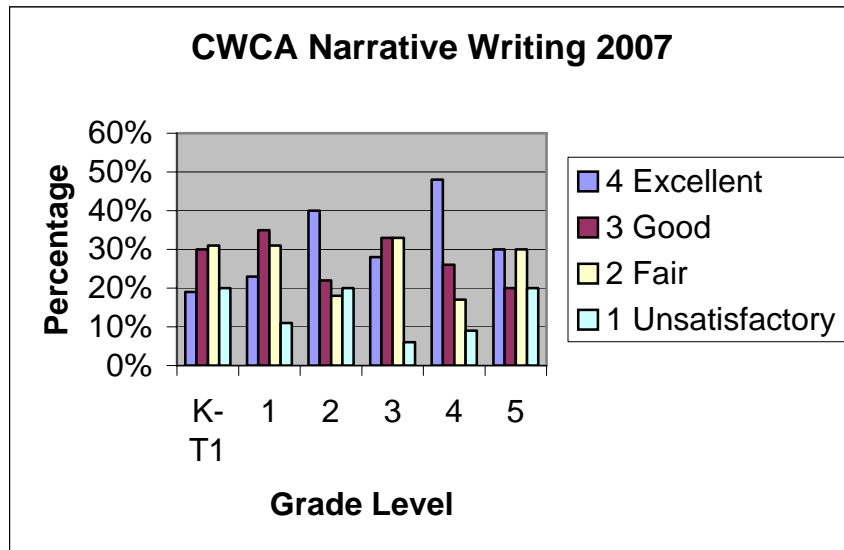
Data Displays:

**Book Review Scores
2007-2008**

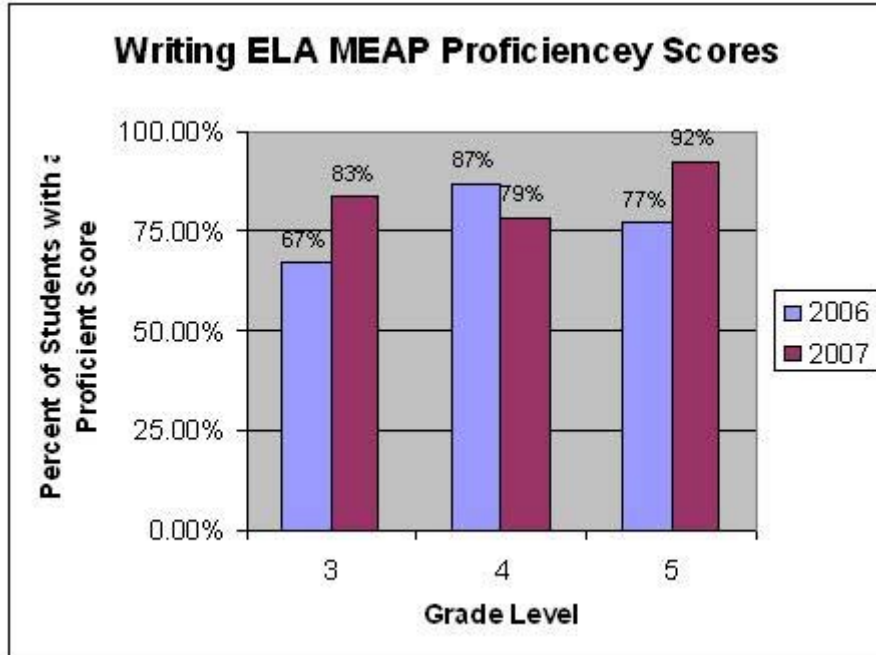


These bar graphs for K-5th grades at Miller Elementary show results of the Post 2007 and Post 2008 “Book Review Assessment.” A four-point rubric was used for scoring with 4 being “Excellent” down to 1 being “Unsatisfactory”. Ninety-eight percent of the kindergarten students scored a level 3 or 4. The 3rd grade classes showed a significant increase in level 4 scores from 2007 (31%) to 2008 (60%). Overall, most grade levels showed a slight improvement from the 2007 Post Test to the 2008 Post Test.

**CWCA Writing
2007-2008**



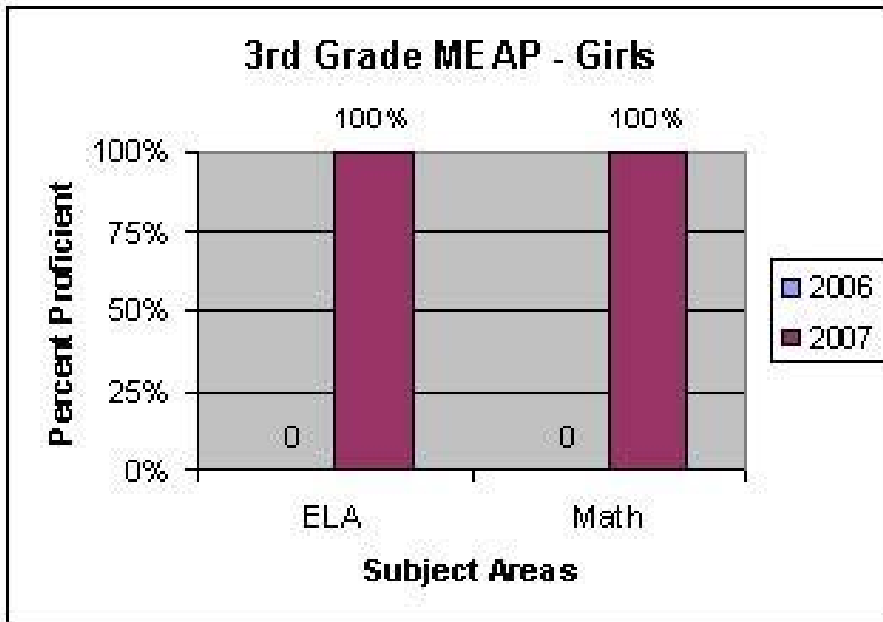
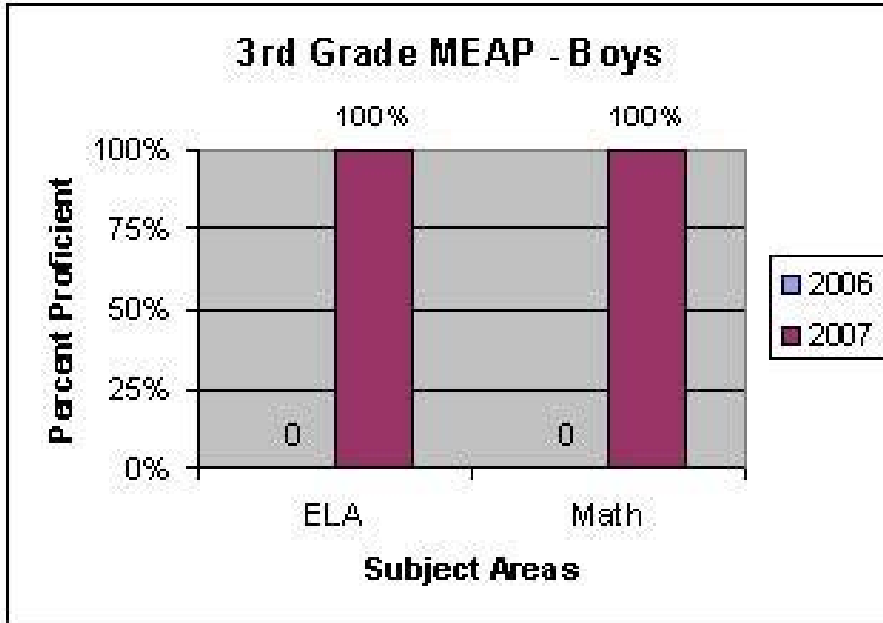
These bar graphs show the results for K-5th grades at Miller Elementary on the 2007 and 2008 CWCA Narrative Writing Assessment. A four-point rubric was used for scoring with 4 being “Excellent” and 1 being “Unsatisfactory”. Third, fourth, and fifth grade classes all show an increase in proficiency scores (levels 3 & 4). Third grade classes improved 13%, fourth grade classes 10%, and fifth grade classes 16% from 2007 to 2008.

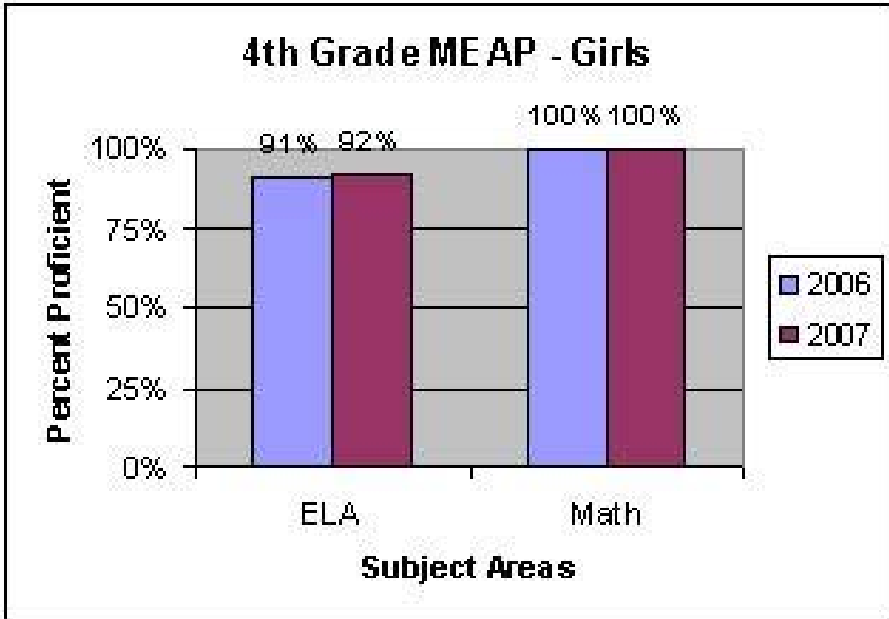
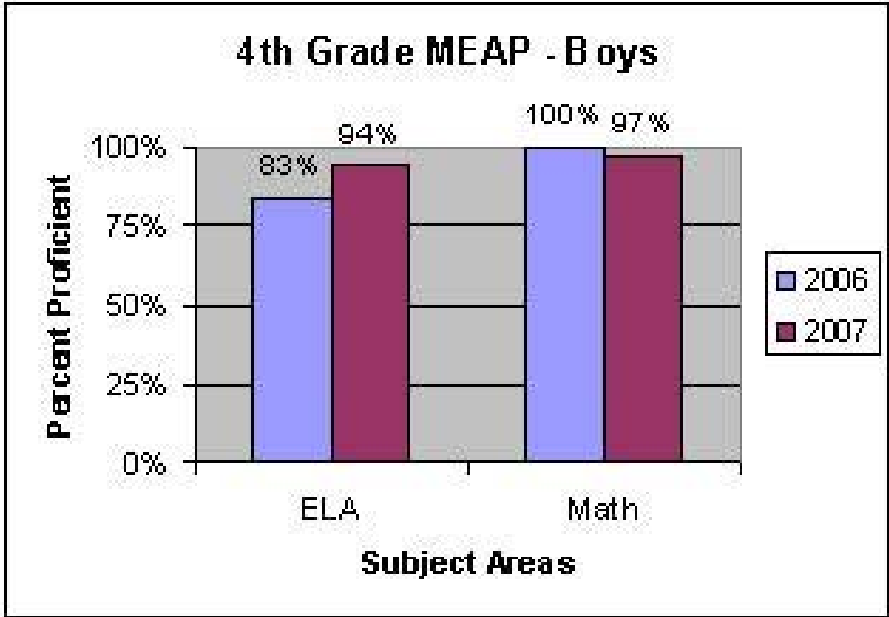


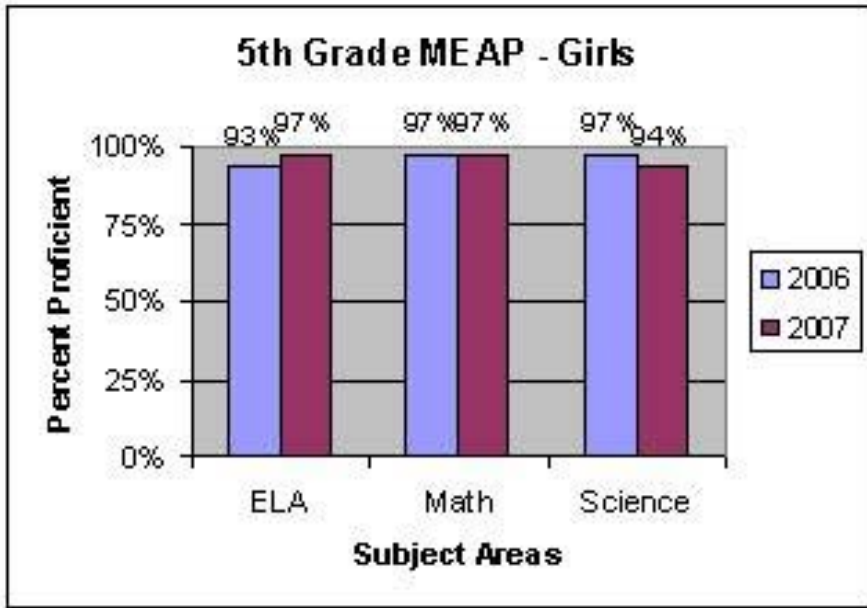
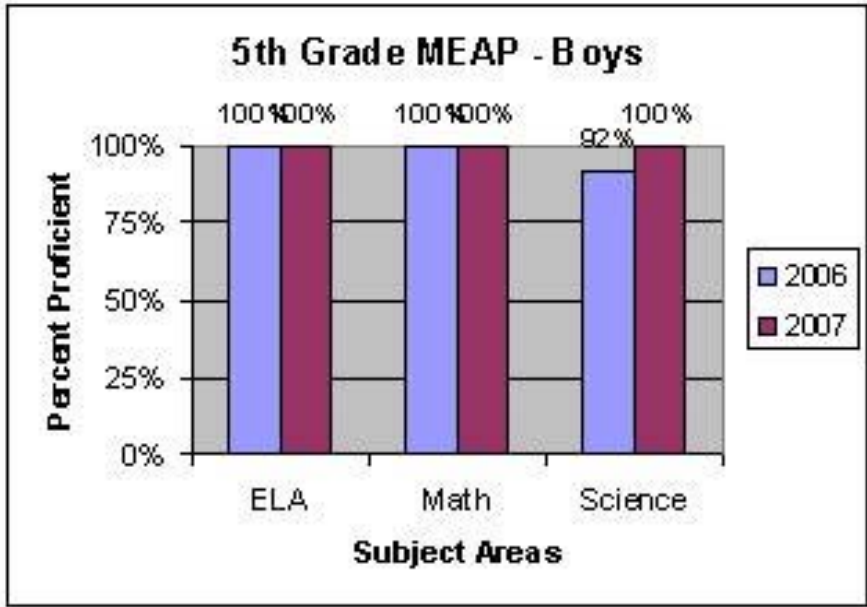
This bar graph compares the results of the 2006 and 2007 Writing portion of the M.E.A.P test. Overall, both third and fifth grade classes showed an increase in the number of students scoring proficient. Eighty-three percent of third grade students scored in the proficient level and ninety-two percent of fifth grade students scored proficient. The fourth grade showed a decrease of eight percent.

MEAP/MME Results

MEAP scores disaggregated by gender:

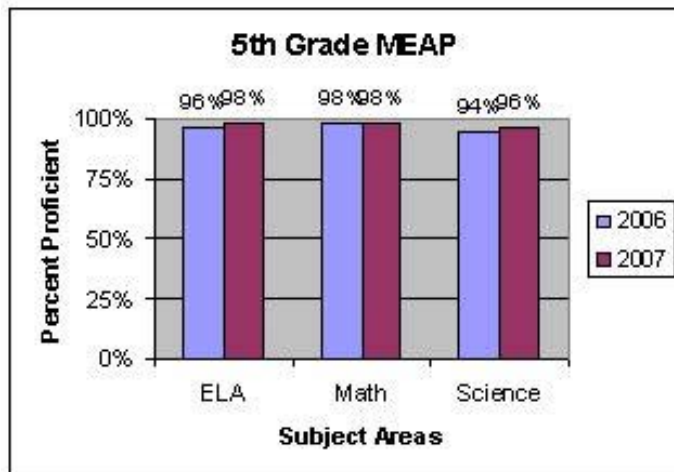
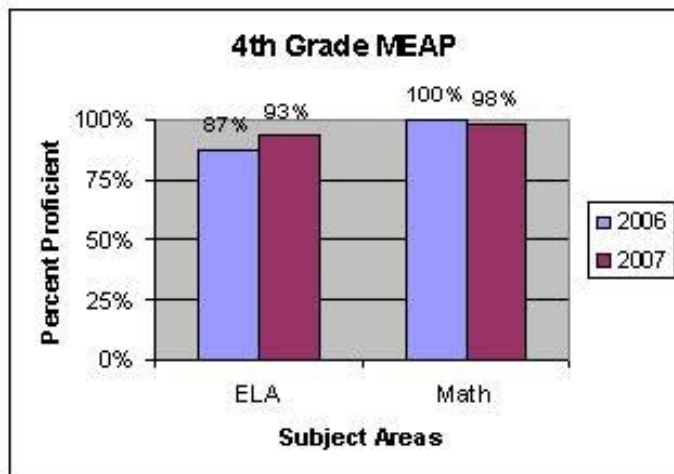







There is no significant difference in scores disaggregated by gender.

MEAP scores combined gender:



Student Achievement

MES MEAP RESULTS

Subject	2007-2008
Reading (3 rd Grade)	Miller Elementary 100% State 86%
Writing (3 rd Grade)	Miller Elementary 83% State 57%
ELA (3 rd Grade)	Miller Elementary 100% State 81%
Math (3 rd Grade)	Miller Elementary 100% State 90%
Reading (4 th Grade)	Miller Elementary 93% State 84%
Writing (4 th Grade)	Miller Elementary 79% State 44%
ELA (4 th Gr. English/Lang. Arts)	Miller Elementary 93% State 76%
Mathematics (4 th Grade)	Miller Elementary 98% State 86%
Reading (5 th Grade)	Miller Elementary 98% State 82%
Writing (5 th Grade)	Miller Elementary 93% State 59%
ELA (5 th Grade)	Miller Elementary 98% State 78%
Math (5 th Grade)	Miller Elementary 98% State 74%
Science (5 th Grade)	Miller Elementary 96% State 82%

Miller Elementary students performed above the State average in all areas.

CWCA Results
2008 CWCA Averages

	Math	ELA	Writing from Knowledge and Experience (6 possible pts.)	Writing Peer Response (4 possible pts)
2nd Grade	77%	76%	3	1
3rd Grade	67%	73%	3	2
4th Grade	63%	70%	4	3
5th Grade	75%	73%	3	3

Proficiency = 60% and above

Proficiency = 4,5,6

Proficiency = 3,4

Student Support Services

- Physical/Occupational Therapy
- School Psychologist
- Resource Room
- Child Study Team
- Speech and Language Therapy
- Teacher Consultant
- Hearing Impaired Consultant
- Social Worker Services
- At-Risk Instructional Assistance
- Peer Tutors
- Volunteer Tutors
- Homebound Tutors
- WINGS (academic support)

Additional Enrichment

- Assemblies/Special Speakers
- Quiz Bowl
- Spanish Club
- French Class
- Drama Club
- Got Art?
- Student Council
- Field Trips
- Mackinac Field Trip
- Mileage Club
- Mad Science

School/Community Participation

- Hope Run
- Junior Achievement
- Miller Post Office
- T.E.A.M. Liaison
- Food Pantry
- Leukemia Fundraiser
- Modern Disposal Recycle Program
- YMCA
- Kiwanis
- C.P. Federal Credit Union
 - Student Banking Program
 - Check Book Instruction

Parental Involvement

- Open House
- Parent/Teacher Conferences
- Special Person's Day
- Geography Night
- Daddy/Daughter Dance
- Mother/Son Dance
- PTO
- Book Fair
- Kindergarten Visit & Tour
- Student of the Month
- Carnival
- Muffins with Mom
- Donuts with Dad

PTO Contributions for 2007-2008

- Summer Library
- 12 Weeks of Got Art?
- Spring Carnival
- Fall Fundraiser
 - Includes Subway limo ride
- Two Scholastic Book Fairs
 - Donuts with Dad
 - Muffins with Mom
- Miller Meet and Greet
- Teachers lounge makeover
- Principals activity fund
 - Pizza with the Principal
 - Birthday Treats
 - Student of the Month

- Water coolers for the classrooms and water supply budget
- Air conditioner for upper elementary computer lab
- Parents Night Out
- Daddy Daughter Dance
- Assemblies
- Gym Mats (floor and wall)
- Portable coat racks
- Field Trips
- Quiz Bowl
- AR Tests
- Popcorn Fridays
- Playground needs
- Hope Run
- 5th grade Social
- Mileage Club
- Field Day
- Labels Programs
 - Box Tops
 - Campbell's Soup
 - Our Family
 - MI Apples

Points of Pride

- Met AYP for the 5th year.
- Composite grade of "A" on the Michigan School Report Card.
- Student managed Miller Post Office.
- Hope Run for the American Cancer Society, 5th year.
- 5th grade historical museum
- 4th grade Mackinac Trip (Michigan History)
- Our student council continues their commitment to community service. For the seventh year, the National Elementary Principal's Association has recognized them for their excellence in leadership, citizenship, and community service.

Tremendous support is evidenced by the large turnouts for the Open House, Parent-Teacher Conferences, Musical Productions and the Miller Carnival.

Norman A. Miller Elementary School
A proud past...
A promising future!